

HIGHER EDUCATION
COMPACT
OF GREATER CLEVELAND

REPORT TO THE COMMUNITY 2021





DEAR FRIENDS OF THE HIGHER EDUCATION COMPACT:



As I near the end of my tenure, I want to thank all of you for executing the work regarding my vision to ensure our scholars have opportunities for their futures. Improving the quality of life for all residents has been the driving force behind goals I have set. The key to this effort is ensuring our students have access to a quality education. To this end, education is the foundation and becomes the gateway to their success.

Because most careers will require some level of postsecondary education, students should prepare for the demands future careers will require. Moreover, a higher education can enhance one's quality of life, improving earning potential, and increasing the higher education attainment in a community can spur the economy as well. However, we know barriers exist that inhibit our students' success.

When we work together as a community, we are always more successful. My goal was to align partners' efforts in ways that would best utilize resources and increase the city's number of college graduates. That is why we had an intentional process where we came together with a shared agenda and made a commitment, a promise, and a pledge that we would work to provide the education and skills our students need to reach their potential and ensure academic success.

In looking at the educational landscape in our city, I also reflected on our foundational policy, the Cleveland Plan, our blueprint for education reform, and the work that informed our future education initiatives. For this reason, I convened university and college presidents, the Cleveland Metropolitan School District, foundations, the County, College Now, and other community organizations, to discuss how we could further ensure our students were better prepared for, had access to, and persisted to complete a postsecondary education.

After much research, commitment, and determination, I had a vision for our Higher Education Compact of Greater Cleveland to systematically increase postsecondary attainment and graduation rates from colleges and universities. Through our work, we have begun to change the culture regarding higher education aspirations for our students, improved high school academic performance and graduation rates, helped families navigate financial aid forms and scholarship opportunities, provided mentors and thoughtful advising, and prepared students for future careers. Also, to further ascertain if our students were progressing, we had consistent communication, and developed indicators to measure objectives through our College Success Dashboard. These collective endeavors were a culmination of, and the next logical step to, Say Yes Cleveland, where students receive support services, tuition scholarships, and mentoring as well.

The beginning of any journey is momentous, but it is particularly meaningful when the efforts taken have the potential to transform lives. When a community has purposeful collaboration and offers a variety of support services and scholarships, students mitigate barriers relative to their postsecondary education pursuits. We have made progress. Yet, it is essential for the leaders to sustain the work, continue creating environments that foster students' abilities, and provide hope and opportunity on behalf of our scholars and their families.

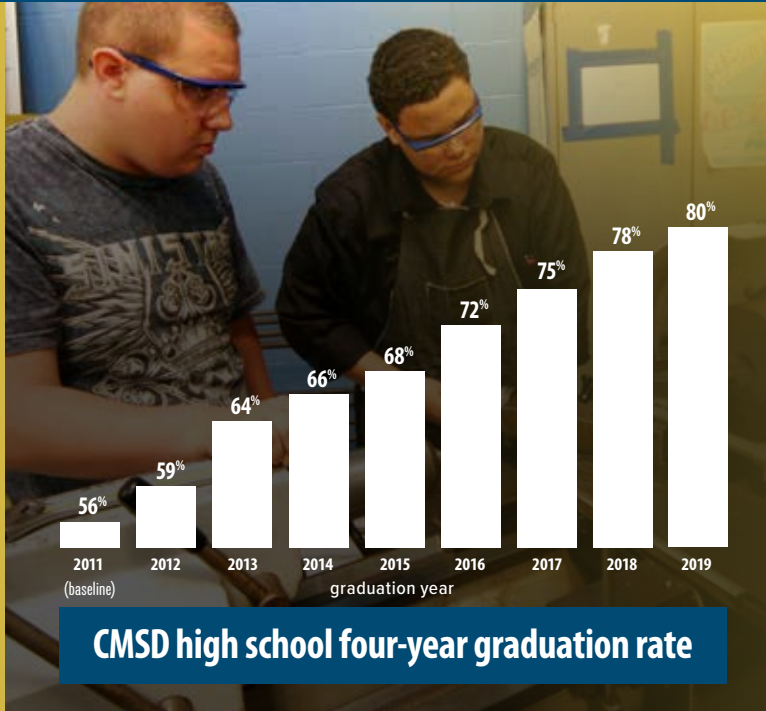
Sincerely,

A handwritten signature in black ink, appearing to read "Frank G. Jackson".

Frank G. Jackson
Mayor, City of Cleveland

COLLEGE READINESS

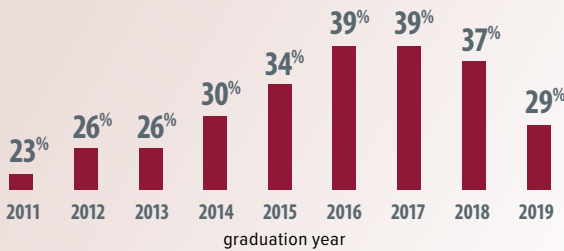
READINESS GOAL



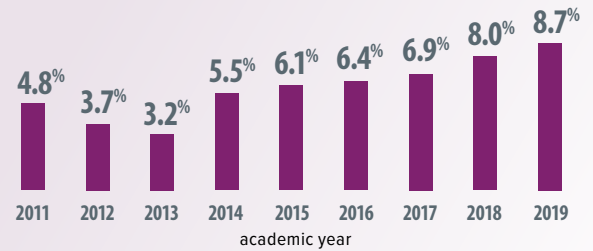
Despite the challenges faced by the Class of 2020 due to the COVID-19 pandemic, students in the Cleveland Metropolitan School District held steady in their college preparedness, with trends continuing to show increases over time. The Class of 2020 had the slight benefit of experiencing only their final few months of high school under the pandemic and the positive impact of the Cleveland Plan remains obvious in college readiness outcomes. Graduation rates continue to increase, and the Class of 2019 graduated at the highest rate (80%) since the Higher Education Compact began measuring these statistics with the Class of 2011 (56%), and remediation rates are the lowest they have ever been (37% for the Class of 2019).

READINESS INDICATORS

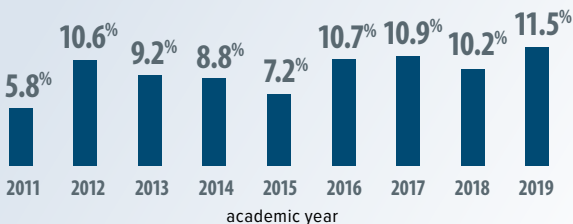
Percentage of students graduating with a 3.0 GPA or higher



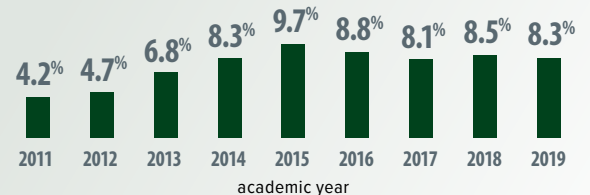
Percentage of students participating in Advanced Placement testing



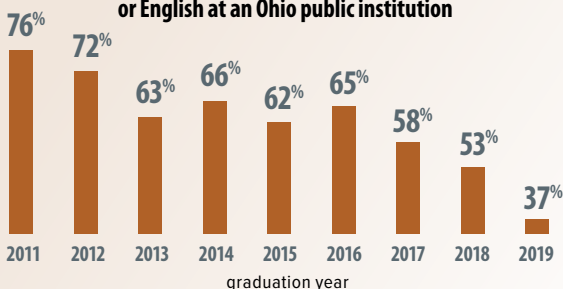
Percentage of scores that were 3+ on Advanced Placement exams



Percentage of high school students participating in Post Secondary Enrollment Options Program (PSEOP) or College Credit Plus (CCP)

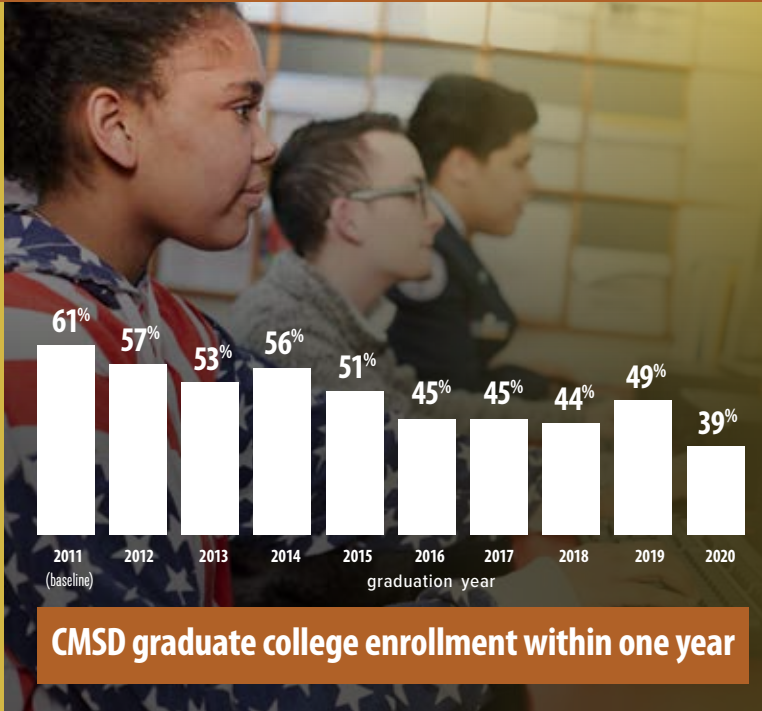


Percentage of CMSD graduates needing remediation in math or English at an Ohio public institution



COLLEGE ACCESS

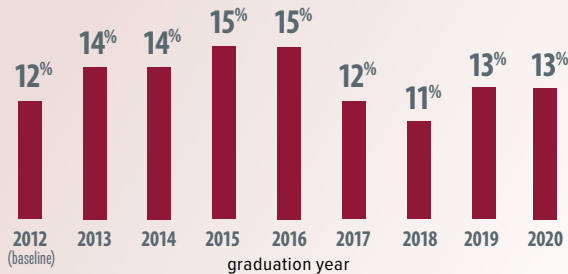
ACCESS GOAL



College access is where the effects of the pandemic on CMSD graduates will begin to show. While many factors contribute to college access, with one of the largest being the cost of postsecondary attendance, the COVID-19 pandemic is visibly beginning to impact CMSD graduates. Many metrics remained steady over the prior year, which can be attributed to many having completed the necessary access steps by the time the pandemic hit in March of 2020. However, though the percentage of students enrolling in college within one year did rise from 44% for the Class of 2018 to 49% for the Class of 2019 (which can be attributed in large part to Say Yes Cleveland's presence in the District), enrollment then dropped amidst the COVID-19 pandemic to 39%. The true effects of the pandemic on college enrollment will continue to be seen over the next few years but it is the hope of the Higher Education Compact and our partners that supports like Say Yes Cleveland and College Now Greater Cleveland will continue to show students the importance of pursuing education after high school.

ACCESS INDICATORS

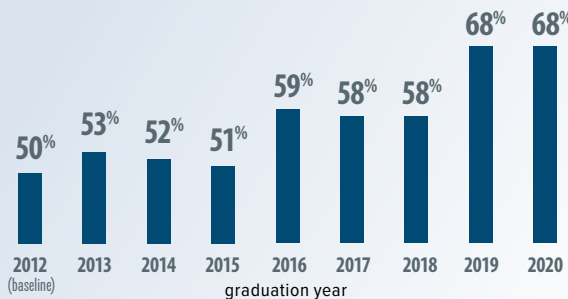
Percentage of CMSD graduates with a college ready score on the ACT or SAT



Average number of times students take the ACT and/or SAT



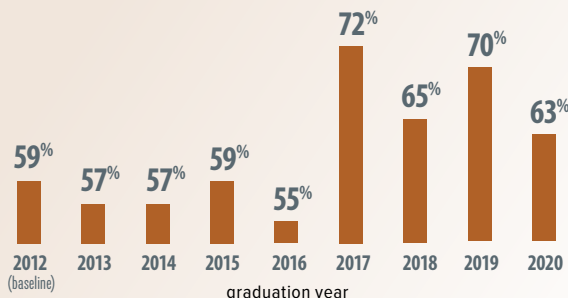
Percentage of students completing at least one college application



Average number of completed college applications per student (of those that completed one)

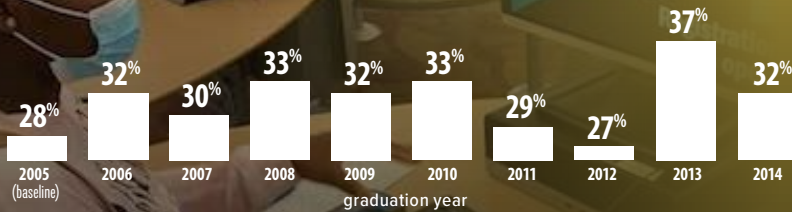


Approved Free Application for Federal Student Aid (FAFSA) rate



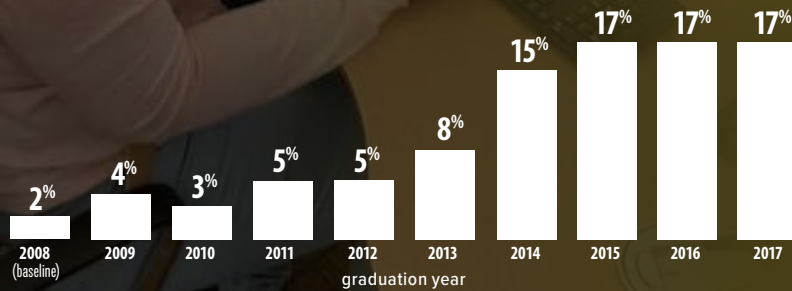
COLLEGE PERSISTENCE

PERSISTENCE GOAL



CMSD graduate six-year college completion rate

from Compact four-year institutions



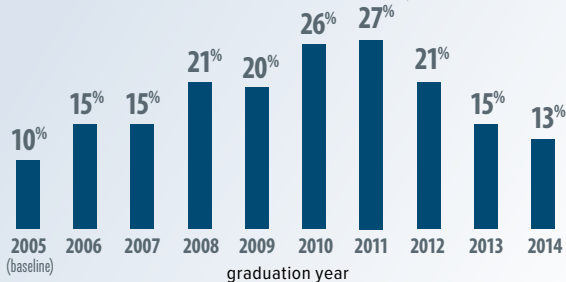
CMSD graduate three-year college completion rate

from Compact two-year institutions

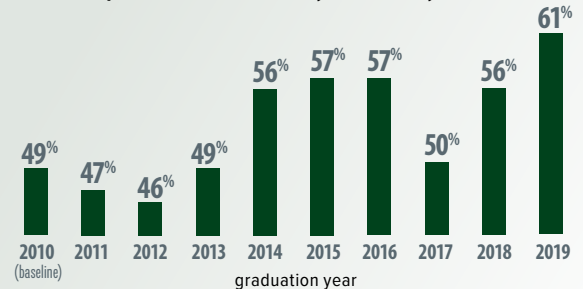
Although completion rates at four-year institutions declined slightly from 37% for the CMSD Class of 2013 to 32% for the Class of 2014, the rate is similar to what we have seen in previous years. The completion rate at two-year institutions held steady at 17% indicating strength of program supports for students. Persistence rates for students from year one to year two for the Class of 2019 rose to 61%, up from 56% for the Class of 2018, which is often a signal for higher graduation rates in the future. Of course, the impact of the pandemic will likely be apparent in future persistence and completion data, though the immediate effect is not apparent at this time. As we look at the supports that students have received at their campuses over the past few years, it is obvious that retention programming on campuses such as Cleveland State University, The Ohio State University main campus, and the Tri-C Say Yes Scholars program have made measurable impacts for CMSD students. The supports these programs provide help students stay engaged on their campuses, particularly this year as students and staff weathered the effects of the pandemic and online learning.

PERSISTENCE INDICATORS

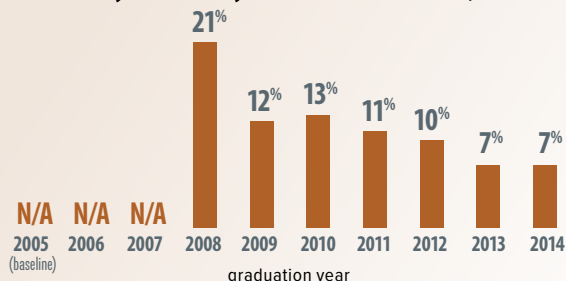
Percentage of CMSD graduates earning degrees from four-year Compact institutions within four years



Percentage of CMSD graduates retained in all Compact institutions from year one to year two



Percentage of CMSD graduates transferring from two-year to four-year institutions (within six years)





SAY YES TO EDUCATION CLEVELAND

The impact of Say Yes Cleveland's tuition scholarships has been immediately apparent, with more than 1,100 CMSD graduates from the Classes of 2019 and 2020 enrolled in postsecondary education through Say Yes.

In the past year, the Say Yes Scholarship Fund paid out \$1.8 million for tuition scholarships, bringing the total paid out over

the first two years to over \$3 million. This past spring, we celebrated the first Say Yes Cleveland scholar to earn a bachelor's degree when Leean Andino graduated from Cleveland State with a BA in psychology. In June, we applauded 15 Say Yes scholars at Cuyahoga Community College who received their two-year associate degrees.

The milestones reached by Say Yes Cleveland over the past year, though, cannot diminish the significant impact COVID has had on our community, our families and our students. When the pandemic began in early 2020, Say Yes Cleveland had to evolve and expand to meet community needs. Say Yes Family Support Specialists and College Now advisors worked intensively to contact every student and family to identify urgent needs and encourage scholars to continue their postsecondary pursuits by staying enrolled (or enrolling for the first time) in college or career training.

We strongly believe that maintaining, expanding, and enhancing Say Yes support services during the pandemic has, and will, play a large role in limiting the effects on students, and helping them rebound more quickly. However, it is important to recognize that the pandemic's impact on the postsecondary plans of some of our student has been profound, and particularly devastating.

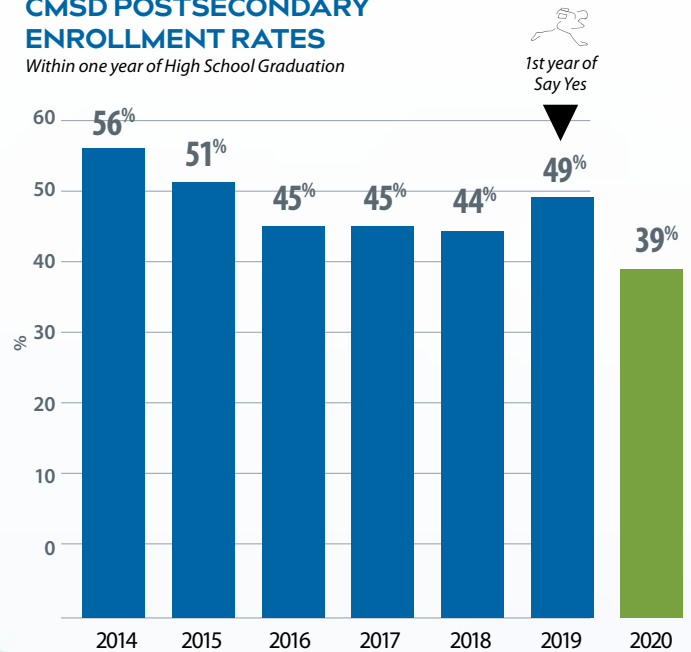
For example, 187 CMSD students told Say Yes Cleveland that they planned to enroll in the fall of 2020. None of these students enrolled. If we had enrolled those 187 students, CMSD fall college enrollment would be at 45%, equal to the pre-COVID fall enrollment rate for the Class of 2019.

It is clear from the national data that communities with high, concentrated poverty have been severely impacted by the pandemic. With Cleveland among the very poorest large school districts in America, we are seeing now that our students have been among the hardest hit.

Even before the pandemic, Cleveland students faced huge barriers stemming from multi-generational poverty. Those barriers cannot be removed overnight, or even in a year or two, which is why the timeframe for Say Yes Cleveland is at least 25 years. Nevertheless, every part of our work is focused on the urgent need to help our students right now, and to help as many as possible get and stay on track to a successful future.

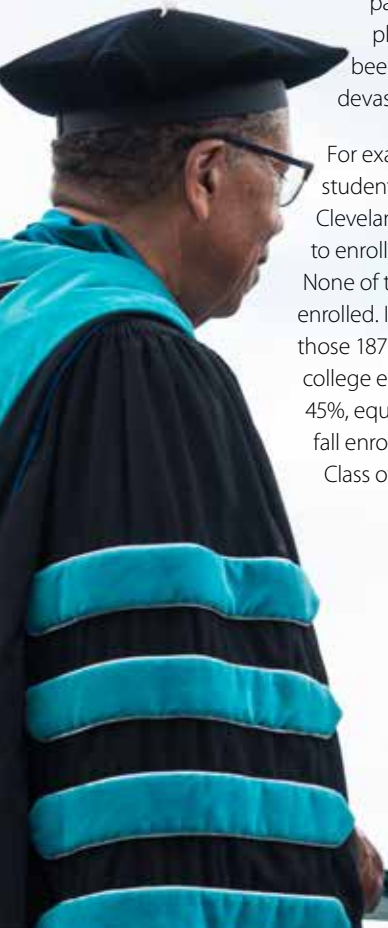
CMSD POSTSECONDARY ENROLLMENT RATES

Within one year of High School Graduation



As we look at second year metrics for Say Yes scholars, the effects of the Covid-19 pandemic are demonstrated with a ten-percentage point decline in college enrollment for the Class of 2020 within one year of high school graduation. Notably, the enrollment declines were most significant at two-year institutions, mirroring national trends.

"I MISS THE CLASSROOM EXPERIENCE. I HAVE FIVE REMOTE CLASSES THIS SEMESTER, AND I HOPE THE PROFESSORS MAKE AN ATTEMPT TO MAKE IT MORE PERSONAL."

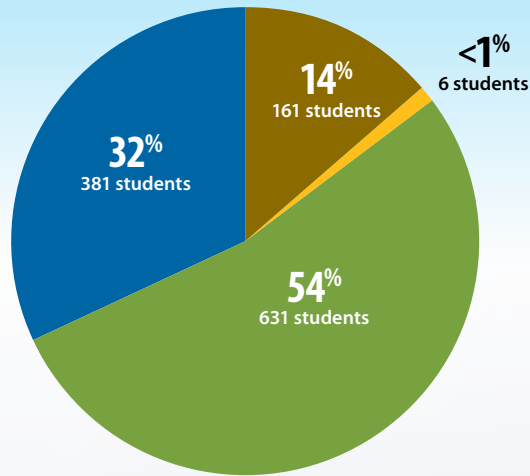


ENROLLMENT SUMMARY

In order to receive the Say Yes scholarship, CMSD graduates have a choice of attending a two-year or four-year public college or trade school in Ohio as well as more than 125 private Say Yes National Compact schools across the county. The pie chart indicates what type of schools 2019 and 2020 graduates attended.

- 4-year Public: University + Regional Campus
- Community College
- Say Yes Compact
- Trade School

Enrollment by School Type



MOST ATTENDED OHIO SCHOOLS FOR SAY YES CLEVELAND SCHOLARS

Ohio Public Universities

Cuyahoga Community College.....	368
Cleveland State University.....	269
The Ohio State University.....	81
Kent State University.....	75
The University of Akron.....	65
Bowling Green State University.....	30
Central State University.....	28

Ohio Private Universities

Baldwin Wallace University.....	30
Case Western Reserve University....	19
Notre Dame College.....	19
Bryant & Stratton.....	18
Hiram College.....	13
John Carroll University.....	11
Ursuline College.....	7

The Say Yes Cleveland Scholarship Board completed 15 memoranda of understanding with Ohio's public institutions that outlined data sharing, scholarship administration, and student support expectations. Say Yes to Education National completed MOUs with 10 additional private institutions in Ohio providing tuition scholarships to Say Yes students. With the launch of Say Yes Cleveland, the Say Yes National Compact grew to include an additional 10 schools.

Say Yes-Eligible Postsecondary Partners in Ohio*

- Ashland University
- Baldwin Wallace University
- Bowling Green State University
- Bryant & Stratton College
- Case Western Reserve University
- Central State University
- Cleveland State University
- College of Wooster
- Cuyahoga Community College
- Cuyahoga Valley Career Center
- Denison University
- Hiram College
- John Carroll University
- Kent State University
- Kenyon College
- Miami University
- Notre Dame College (S. Euclid, OH)
- Oberlin College
- Ohio Northern University
- Ohio University
- Ohio Wesleyan University
- Polaris Career Center
- Shawnee State University
- The North Coast College
- The Ohio State University
- The University of Akron
- The University of Toledo
- University of Cincinnati
- University of Dayton
- Ursuline College
- Wright State University
- Youngstown State University

* Postsecondary institutions that have signed MOUs with Say Yes to Education National or Say Yes Cleveland.

Visit sayyescleveland.org for full listing of Say Yes eligible institutions.

Say Yes Eligible Students Enrolled

1,179

Scholarships Awarded 2020-2021

\$1,877,819

SCHOLARSHIP SUMMARY

Say Yes tuition scholarships were awarded to students attending Say Yes eligible institutions after the Pell grant and Ohio College Opportunity grant (OCOG) had been applied to a student's balance. Due to decreased enrollments and steady funding for the OCOG grant, tuition gap amounts were, again, less than expected.



HIGHER EDUCATION COMPACT OF GREATER CLEVELAND

216.635.0152

HigherEducationCompact.org

The Higher Education Compact of Greater Cleveland would like to acknowledge the significant contribution from College Now Greater Cleveland, which provides staff resources and office space to the Compact.

PARTNERS

EDUCATION PARTNERS

Baldwin Wallace University
Bowling Green State University
Case Western Reserve University
Cleveland Metropolitan
School District
Cleveland State University
Cuyahoga Community College
Eastern Michigan University
Hiram College
John Carroll University

Kent State University
Notre Dame College
Oberlin College
Ohio Board of Regents
The Ohio State University
Ohio University
University of Akron
University of Toledo
Ursuline College

FUNDERS

The Cleveland Foundation
The George Gund Foundation
The Martha Holden Jennings Foundation

Thank you to all of the community partners who continue to support students through their support of preparation for, access to, and success in postsecondary institutions.



College Now Greater Cleveland
Post Office Plaza
1500 West 3rd Street, Suite 125, Cleveland, OH 44113