

TEN YEARS



HIGHER EDUCATION
COMPACT
OF GREATER CLEVELAND

Raising the Bar
2012 REPORT TO THE COMMUNITY



READINESS



ACCESS



PERSISTENCE

community's pledge to help youth enroll
in college

DEAR FRIENDS OF THE HIGHER EDUCATION COMPACT:



This year is one of major milestones. As I reach the one-year mark of my tenure as Mayor of Cleveland, the Higher Education Compact celebrates 10 years of data collection and work on behalf of the students of Cleveland. It has been a pleasure to watch the work of the Compact and our students this year. I am committed to improving the quality of life for the citizens of our city, and educational success is a key part of achieving that goal.

Over the past decade, the Compact has worked with the Cleveland Metropolitan School District and numerous community partners to improve CMSD students' college readiness, access, and persistence, to remove the barriers that prevent or hinder those improvements.

We have seen marked improvements since this work began, though as we look at this year's data, we will see one of the largest barriers to date affecting our students – COVID-19.

COVID has transformed the lives of all of us, and perhaps no sector has been as affected as that of education. Teachers and students alike have found their worlds turned upside down by the pandemic, and this year's data collected by the Compact shows the marks that COVID is leaving on CMSD high schoolers and graduates. We know students have

been disengaged in their academics as they try to balance family commitments, concerns over the virus, financial worries, and more. Overall, COVID is demonstrating the significant effects on CMSD students' college readiness and access, with a decline in four-year high school graduation rates and fewer students participating in Advanced Placement testing and College Credit Plus programming. Postsecondary enrollment is still lower than it was pre-COVID; however, we hope this year's stabilization will be a positive sign for the future.

One place that I am excited to see trending positively is CMSD student persistence on postsecondary campuses. As you'll see when reviewing persistence data, the interventions put in place on the campuses of our postsecondary partners are working, and students are completing postsecondary at the highest rate that we've seen in ten years of the Compact. This success, even in the face of the COVID pandemic, demonstrates the shifting attitude of campuses and students toward postsecondary success, and I am looking forward to seeing how these trends continue.

As we look to the future, we must also celebrate the individuals and circumstances that helped us achieve this success so far. I would like to recognize the work of CMSD CEO Eric Gordon, whose leadership with the Compact over the past ten years has been invaluable. On behalf of the Compact and all its partners, we thank CEO Gordon for his commitment and dedication to this work.

The Compact has reached an incredible milestone of bringing the community together to support CMSD graduates to postsecondary education for ten years. As we continue to move forward, we know there is more work to be done to repair the damage faced by COVID and to reengage our students. I look forward to helping lead that work and continue to improve the lives of our citizens through access to a high-quality education.

Sincerely,

A handwritten signature in blue ink, which appears to read "J. Bibb".

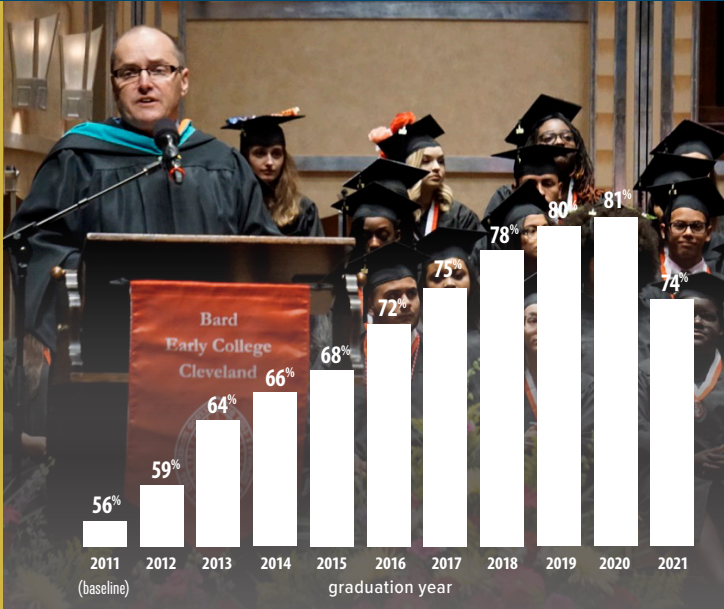
Justin M. Bibb

Mayor, City of Cleveland



COLLEGE READINESS

READINESS GOAL

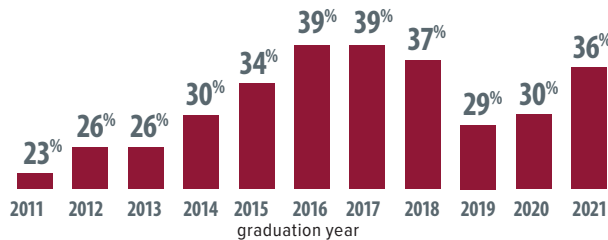


CMSD high school four-year graduation rate

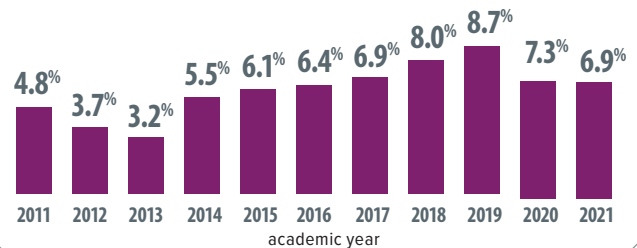
In looking at the most recent college readiness data, it is clear that the effects of COVID are beginning to be felt by CMSD's graduating seniors. We see a decline in four-year graduation rates for the Class of 2021, which is the first graduating class to have spent their entire senior year (from Fall 2020 to Spring 2021) in the midst of the COVID pandemic. We also see fewer students participating in Advanced Placement testing and College Credit Plus. While fewer students graduated, those that were engaged saw higher GPAs, as the graduates with a 3.0 or higher increased. And, while the percentage of students needing remediation in math or English at an Ohio public institution has decreased, we also know that figure is likely due to fewer students enrolling in college overall.

Despite the declines and impact of COVID on the CMSD Class of 2021, the graduation rate is still higher than it was when the Compact began collecting data in 2011. As we look to future years' data as CMSD comes out of the pandemic, it is our hope that we will see positive momentum return.

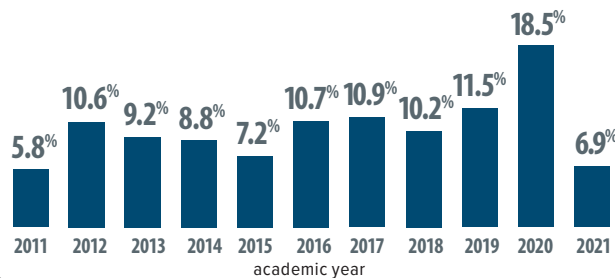
Percentage of students graduating with a 3.0 GPA or higher



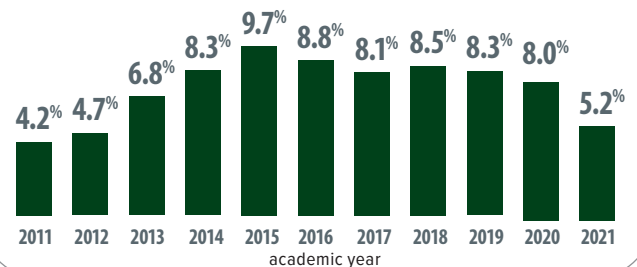
Percentage of students participating in Advanced Placement testing



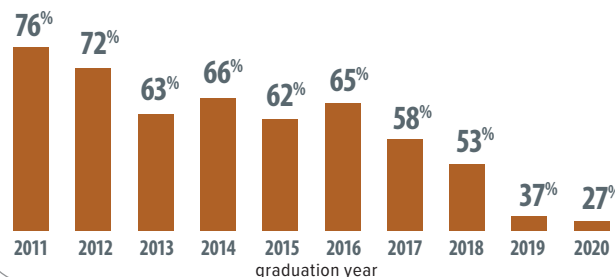
Percentage of scores that were 3+ on Advanced Placement exams



Percentage of high school students participating in Post Secondary Enrollment Options Program (PSEOP) or College Credit Plus (CCP)



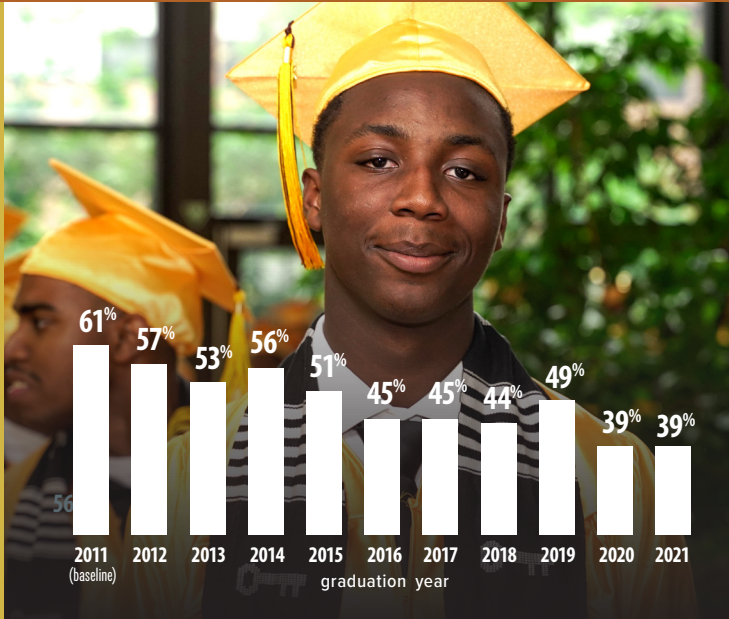
Percentage of CMSD graduates needing remediation in math or English at an Ohio public institution



READINESS INDICATORS

COLLEGE ACCESS

ACCESS GOAL

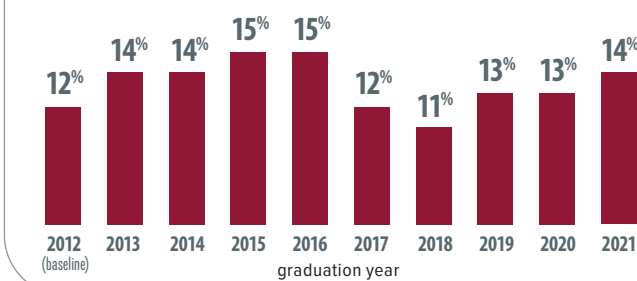


CMSD graduate college enrollment within one year

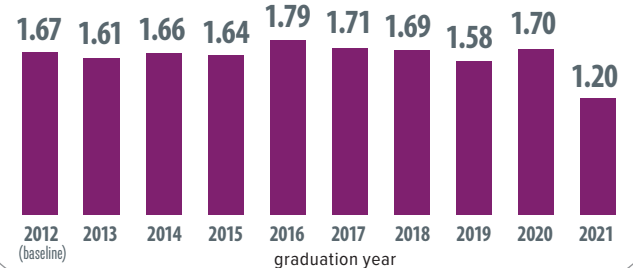
We can see the impact of COVID in this year's college access data. Overall enrollment held steady at 39% for the Class of 2021 after dropping ten percentage points between the Classes of 2019 and 2020, which was a result of many students being unsure about entering postsecondary during the height of COVID. Looking at the data more closely, we can see that the enrollment consistency is very much a result of a return to pre-pandemic four-year enrollment, coupled with a second year of decline in two-year enrollment. There was a large drop in the percentage of students completing at least one college application and the FAFSA completion rate similarly dropped. We know that, over the course of the school year, students were significantly disengaged in the classroom in the primarily virtual learning space, and attendance was also down across the District. As more students return to the classroom, we know that access is the largest place we need to focus.

Luckily, the work of Say Yes Cleveland, College Now, and the newly established PACE program at CMSD will help encourage students to think more strategically about their futures and the pathways they need to pursue to achieve their desired careers.

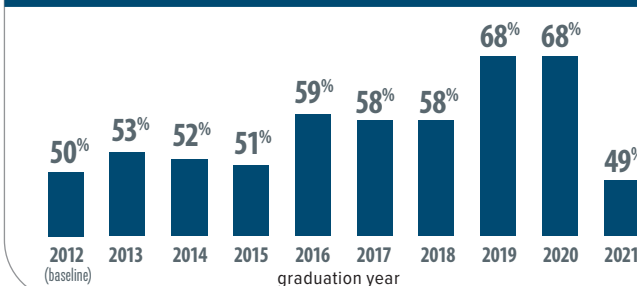
Percentage of CMSD graduates with a college ready score on the ACT or SAT



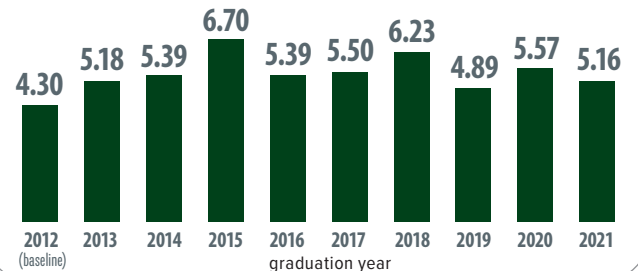
Average number of times students take the ACT and/or SAT



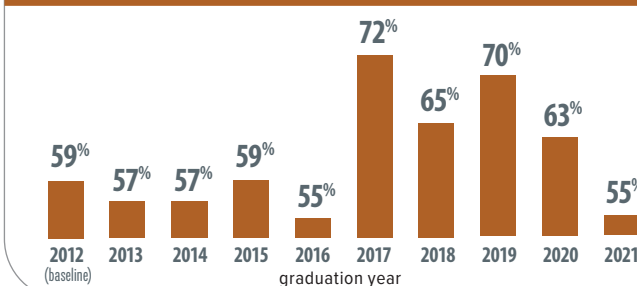
Percentage of students completing at least one college application



Average number of completed college applications per student (of those that completed one)



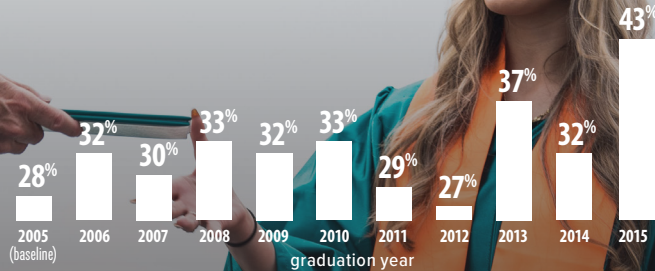
Approved Free Application for Federal Student Aid (FAFSA) rate



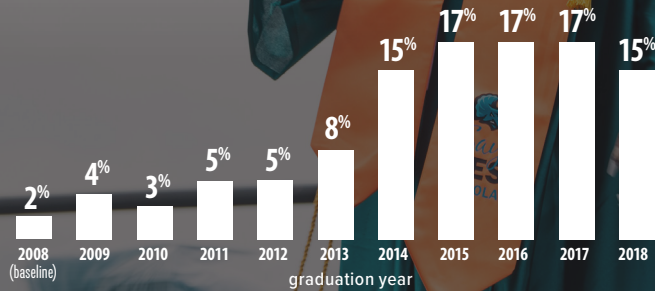
ACCESS INDICATORS

COLLEGE PERSISTENCE

PERSISTENCE GOAL



CMSD graduate six-year college completion rate
from Compact four-year institutions

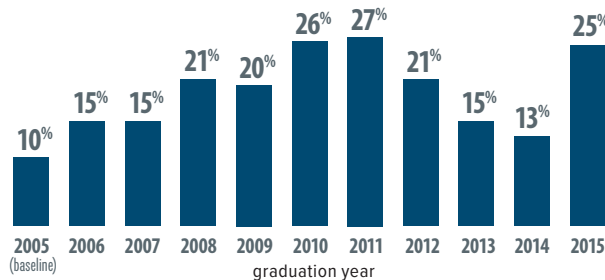


CMSD graduate three-year college completion rate
from Compact two-year institutions

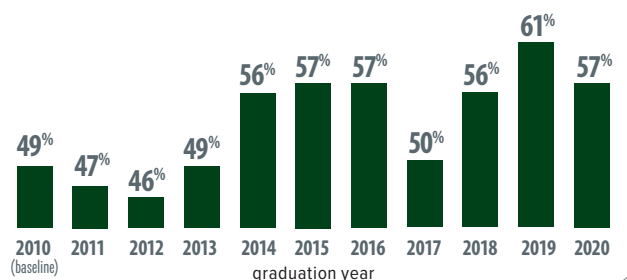
The most recent persistence data shows an encouraging story – that interventions put in place on postsecondary campuses, and the work of our partners, is *working* for CMSD graduates. The six-year college completion rate for CMSD students at four-year institutions is the highest that we've seen since the Compact began in 2011 – it jumped from 32% for the CMSD graduating Class of 2014 to 43% for the CMSD graduating Class of 2015! Not only did that completion rate increase significantly, but the percentage of CMSD graduates earning degrees from four-year Compact institutions within four years jumped from 13% to 25%. And while the two-year graduation rate dropped only slightly from 17% to 15%, it is still higher than the 2% that we began with in 2011. Overall persistence dipped slightly – from 61% to 57% - which can once again be a result of COVID, as students may have had to make difficult choices in the face of pandemic, for health and safety or monetary reasons.

PERSISTENCE INDICATORS


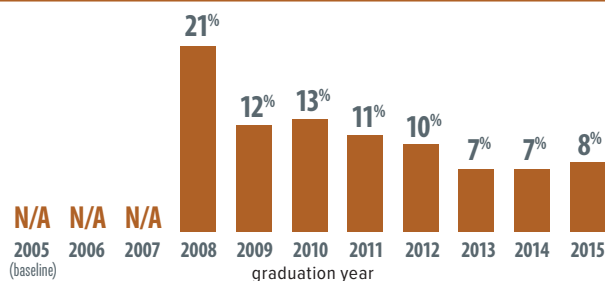
Percentage of CMSD graduates earning degrees from four-year Compact institutions within four years



Percentage of CMSD graduates retained in all Compact institutions from year one to year two



Percentage of CMSD graduates transferring from two-year to four-year institutions (within six years)





HIGHER EDUCATION COMPACT OF GREATER CLEVELAND

216.635.0152

HigherEducationCompact.org

The Higher Education Compact of Greater Cleveland would like to acknowledge the significant contribution from College Now Greater Cleveland, which provides staff resources and office space to the Compact.

PARTNERS

EDUCATION PARTNERS

Baldwin Wallace University
Bowling Green State University
Case Western Reserve University
Cleveland Metropolitan
School District
Cleveland State University
Cuyahoga Community College
Eastern Michigan University
Hiram College
John Carroll University

Kent State University
Notre Dame College
Oberlin College
Ohio Board of Regents
The Ohio State University
Ohio University
University of Akron
University of Toledo
Ursuline College

FUNDERS

The Cleveland Foundation
The George Gund Foundation
The Martha Holden Jennings Foundation

**Thank you to all of the community partners who continue to
support students through their support of preparation for,
access to, and success in postsecondary institutions.**



College Now Greater Cleveland
Post Office Plaza
1500 West 3rd Street, Suite 125, Cleveland, OH 44113